



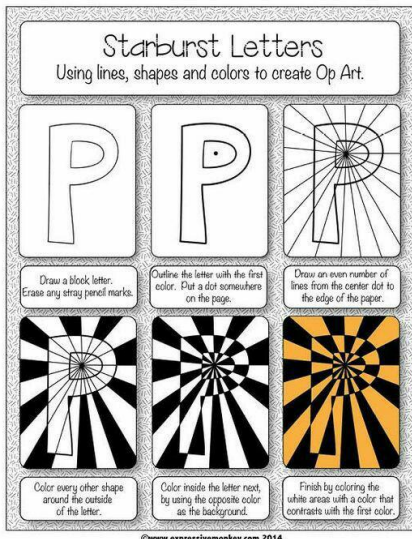
 Cambridge Assessment International Education		
GRADE: 6	SUBJECT: Art and Design	DATE: 28/3/20
WORKSHEET NUMBER: 1	WORKSHEET TOPIC: Elements of Art	
INSTRUCTION (IF ANY):	Draw and watch youtube	

<https://youtu.be/SFTkg3mpP3w>




1. Elements of art are the visual tool that artist use to create an art work
2. Student compose a two pieces of art using LINE (elements of art)

 Cambridge Assessment International Education		
GRADE:6	SUBJECT:Art and Design	DATE:28/3/20
WORKSHEET NUMBER:2	WORKSHEET TOPIC Elements of art -shape	
INSTRUCTION (IF ANY):	Draw and watch youtube	

<https://youtu.be/iYSvEjhemIA>.



Use lines and shapes to draw after observing the given sketch.

 Cambridge Assessment International Education		
GRADE- 6	SUBJECT:Art and Design	DATE:18/4/20
WORKSHEET NUMBER:3	WORKSHEET TOPIC - Elements of art-texture	
INSTRUCTION (IF ANY):	watch YouTube and draw	

<https://youtu.be/YuyI2JOZ4HQ>

draw different type of texture.



Cambridge Assess
International Educ



GRADE- 6	SUBJECT:Art and Design	DATE:23/4/20
WORKSHEET NUMBER:4	WORKSHEET TOPIC -elements of art-value	
INSTRUCTION (IF ANY):	watch YouTube and draw	

<https://youtu.be/fw5kamqbWnk> link

VALUE

The element of value refers to the lightness or darkness of a color.

Value in black and white can be created by making marks (of any kind) closer together or further part.

Value created by using lines.

--	--	--	--	--	--

Value created by using shapes.

--	--	--	--	--	--

Value created by using crosshatching.

--	--	--	--	--	--

Value can be created in color by adding black or white.
Adding white creates a tint. Adding black creates a shade.

Tints -color + white

WHITE →




HUE →

Shades -color + black

→ BLACK

--	--	--	--	--	--




kitchentableclassroom.com

 Cambridge Assessment International Education		
GRADE- 6	SUBJECT:Art and Design	DATE:27/4/20
WORKSHEET NUMBER:5	WORKSHEET TOPIC - Basic techniques of pencil	
INSTRUCTION (IF ANY):	watch youtube for reference	

Basic techniques of pencil

<https://www.youtube.com/playlist?list=PL75v-Bn4KXUFmpyZuy57y3X75h3nwAh6N>

draw different pencil techniques.

 Cambridge Assessment International Education		
GRADE- 6	SUBJECT:Art and Design	DATE:01/5/20
WORKSHEET NUMBER:6	WORKSHEET TOPIC - Tree drawing	
INSTRUCTION (IF ANY):	watch YouTube and draw	

Tree Drawing

<https://youtu.be/hw0EwL3SXWQ>

Draw three types of tree.

 Cambridge Assessment International Education		
GRADE- 6	SUBJECT:Art and Design	DATE-01/05/20
WORKSHEET NUMBER:7	WORKSHEET TOPIC -Tree drawing	
INSTRUCTION (IF ANY):	watch youtube and draw	




<https://youtu.be/hw0EwL3SXWQ>

Draw two types of tree




 Cambridge Assessment International Education		
GRADE- 6	SUBJECT:Art and Design	DATE-029/05/20
WORKSHEET NUMBER:8	WORKSHEET TOPIC -Hatching	
INSTRUCTION (IF ANY):	watch youtube and draw	

<https://youtu.be/0Bmh-1ndxZs>

Draw three types of hatching techniques

 Cambridge Assessment International Education		
GRADE- 6	SUBJECT:Art and Design	DATE:03/5/20
WORKSHEET NUMBER:9	WORKSHEET TOPIC - Flower drawing	
INSTRUCTION (IF ANY):	use guide lines	

Draw sunflower,Dahlia and side flower.

 Cambridge Assessment International Education		
GRADE- 6	SUBJECT:Art and Design	DATE-10/07/20
WORKSHEET NUMBER:10	WORKSHEET TOPIC - sunflower drawing	
INSTRUCTION (IF ANY):	use coloured pencil	

<https://youtu.be/7GEYiQ9EZ18>.

Draw and colour sunflower

 Cambridge Assessment International Education		
GRADE- 6	SUBJECT:Art and Design	DATE:15/07/20
WORKSHEET NUMBER:11	WORKSHEET TOPIC - object drawing	
INSTRUCTION (IF ANY):	watch youtube and draw	

<https://youtu.be/qFk1p2dY4zQ>

Draw these four object and colour it.

 Cambridge Assessment International Education		
GRADE- 6	SUBJECT:Art and Design	DATE-8/8/2020
WORKSHEET NUMBER:12	WORKSHEET TOPIC - Artist study	
INSTRUCTION (IF ANY):	Reserch google	

Artist name- Vincent van gogh

Artist study- Information about artist

His art work which inspired.




you.

Analysis painting. (starry

Night).

Write down Reflection.

(own art piece)

 Cambridge Assessment International Education		
GRADE- 6	SUBJECT:Art and Design	DATE-19/8/2020
WORKSHEET NUMBER:13	WORKSHEET TOPIC -dot mandala art	
INSTRUCTION (IF ANY):	Use acrylic colour	

Draw dot mandala Art on the occasion of ganesh chaturthi.